

# DeAnza College



**Students who Withdrew from  
EWRT 1A + LART 250**

- Select English faculty observed increasing withdrawal counts in EWRT 1A + LART 250
- Inquired with Institutional Research & Planning on the following...

Research questions:

- 1. What happens to the students who withdrew from EWRT 1A corequisite?**
  - When during the quarter are they likely to withdraw?
  - Are they still enrolled in other classes?
  - Do they attempt EWRT 1A again?
- 2. Are withdrawals increasing in EWRT 1A corequisite?**

# Methodology

## 1. What happens to the students who withdrew from EWRT 1A corequisite?

Base: students whose 1<sup>st</sup> transfer-level English course was EWRT 1A corequisite

## 2. Are withdrawals increasing in EWRT 1A corequisite?

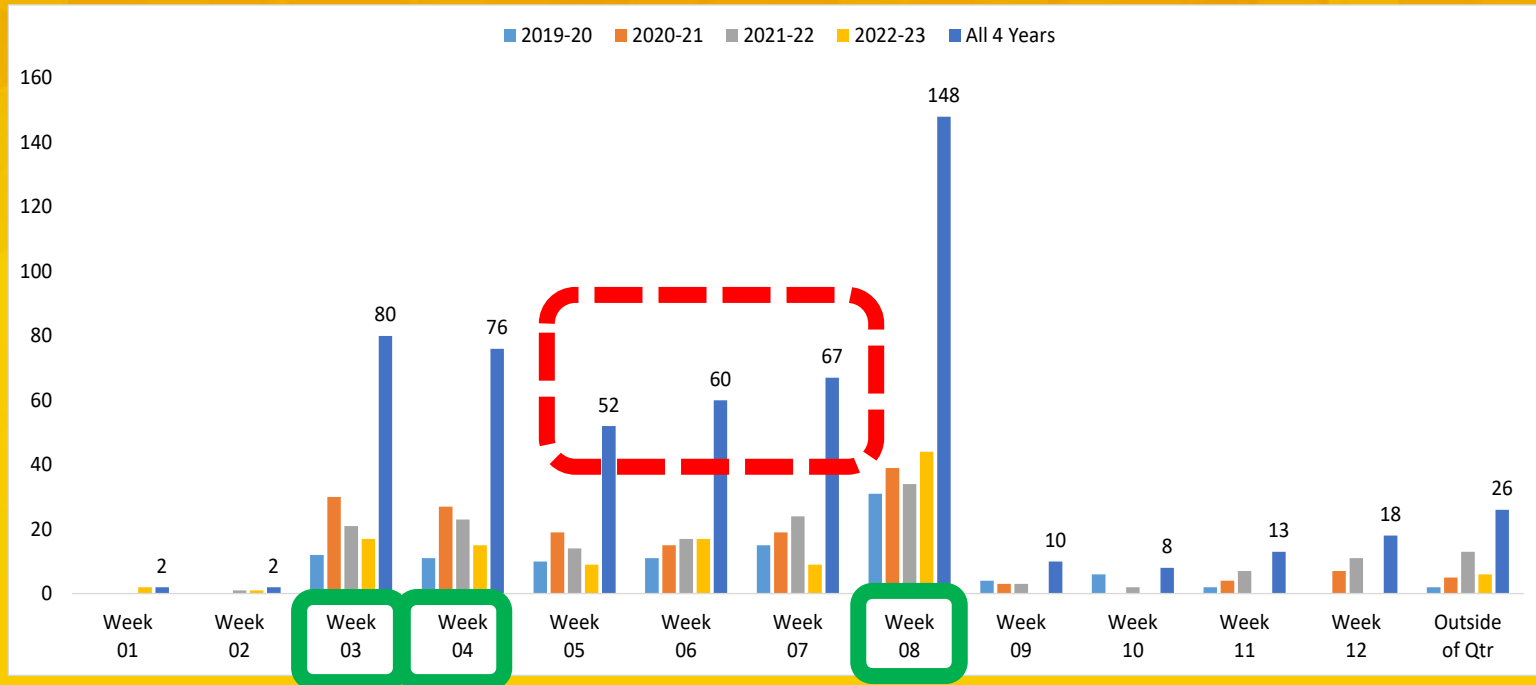
Base: all EWRT 1A corequisite students (first time and repeat students) enrolled in sections taught by instructors who teach EWRT 1A corequisite and standalone (omits 1AH)

### Both groups

- 2019-20 through winter 2023 (end of term)
- Enrollments/Outcomes in EWRT 1A and not LART 250
- Withdrew includes EW, MW and W grades

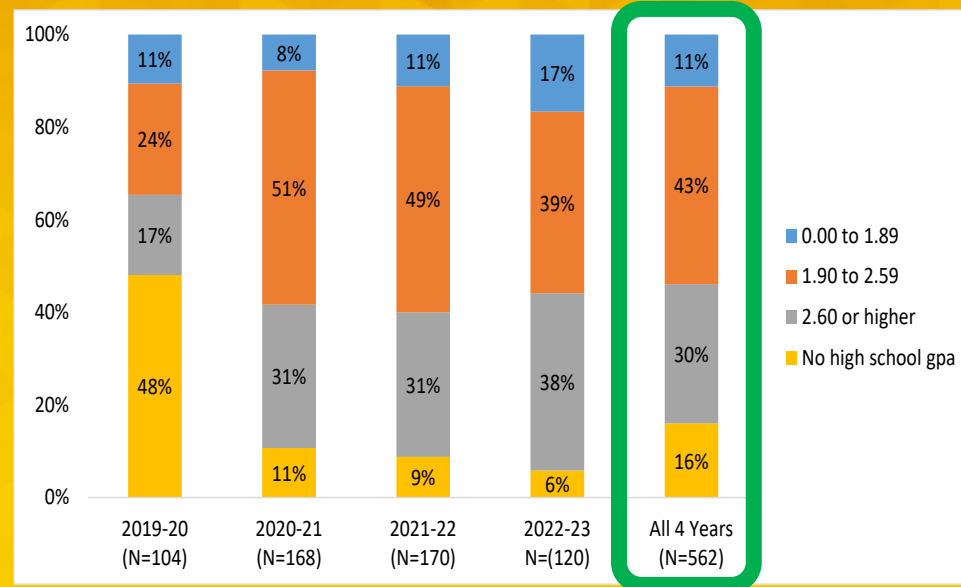
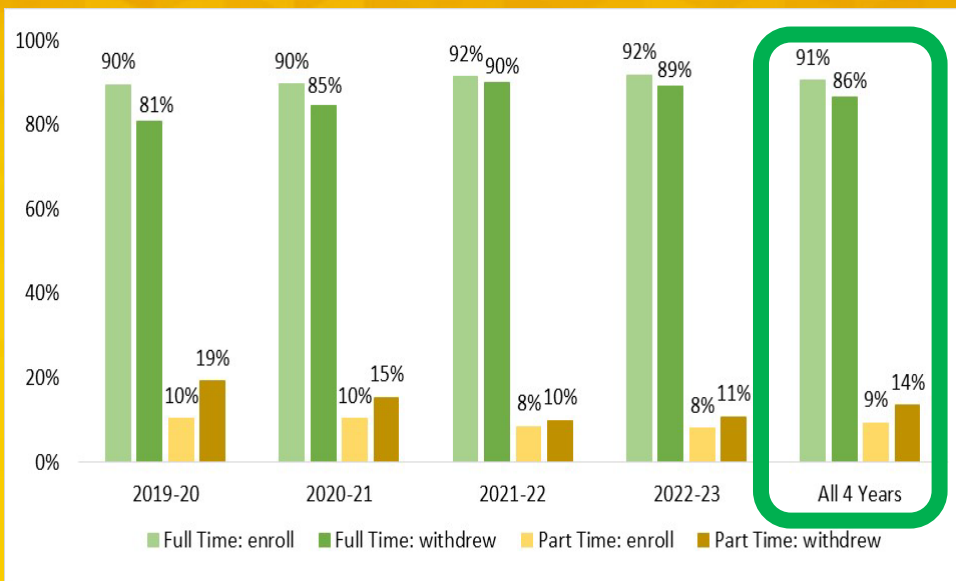
# First-time EWRT 1A Corequisite Students

- **N=4,902** distinct students enrolled;
- **N=562 (11%)** withdrew from the course, about 140 students per year
- **Q: When during the quarter are they likely to withdraw?**



# First-time EWRT 1A Corequisite Students

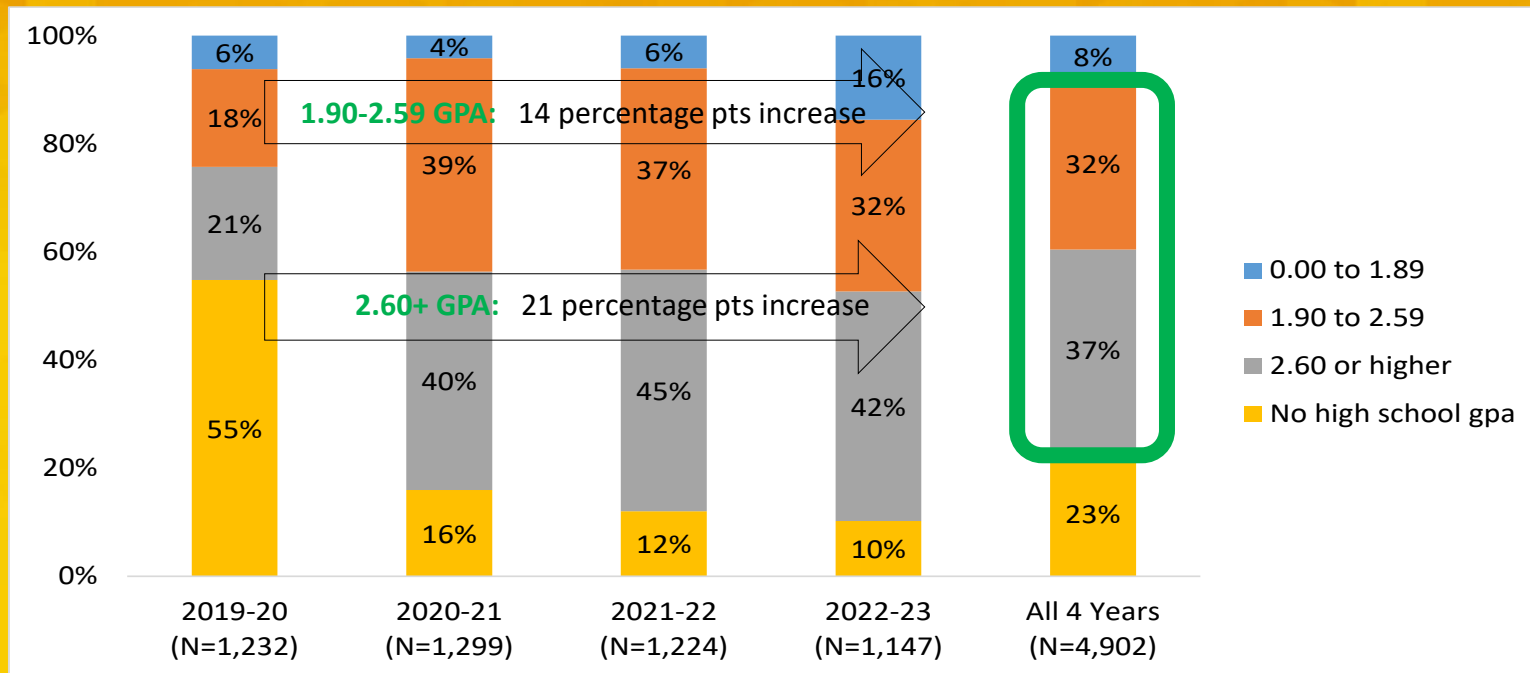
- **Q: Who is withdrawing?**
- Full-time students
- High school GPA of 1.90-2.59 (43%) or 2.60+ (30%)



# First-time EWRT 1A Corequisite Students

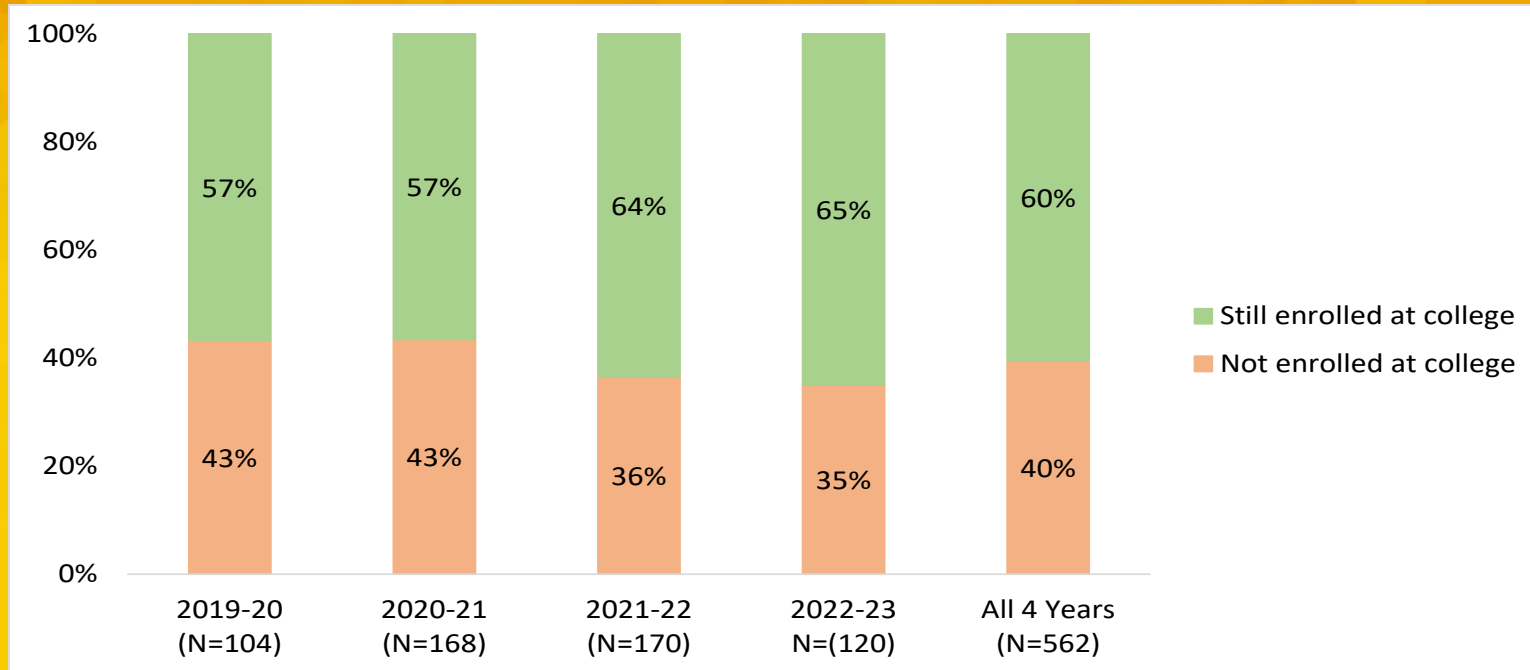
## Enrollment by high school GPA

- 37% of enrolled students had a high school GPA of 2.60 or higher, followed by 32% with a 1.90 to 2.59 GPA



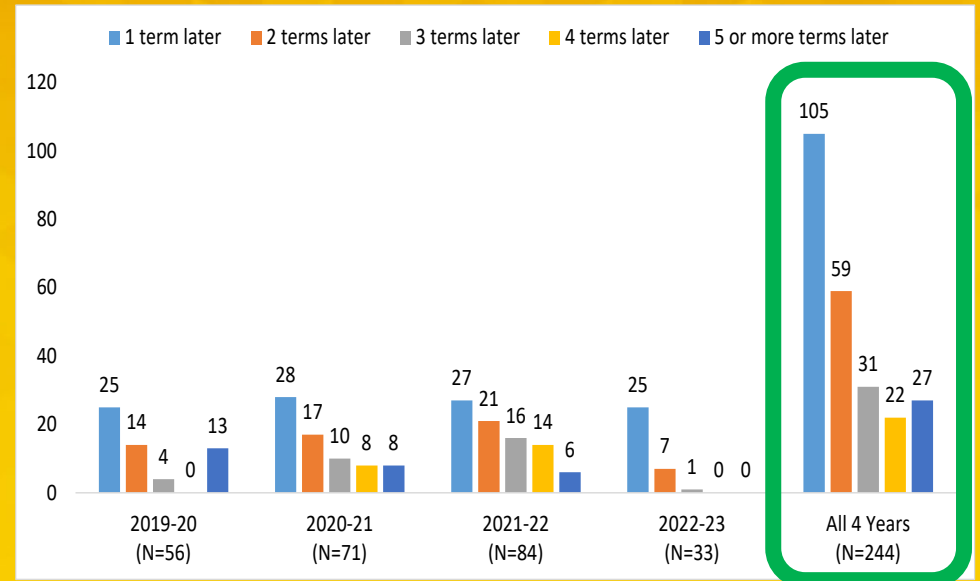
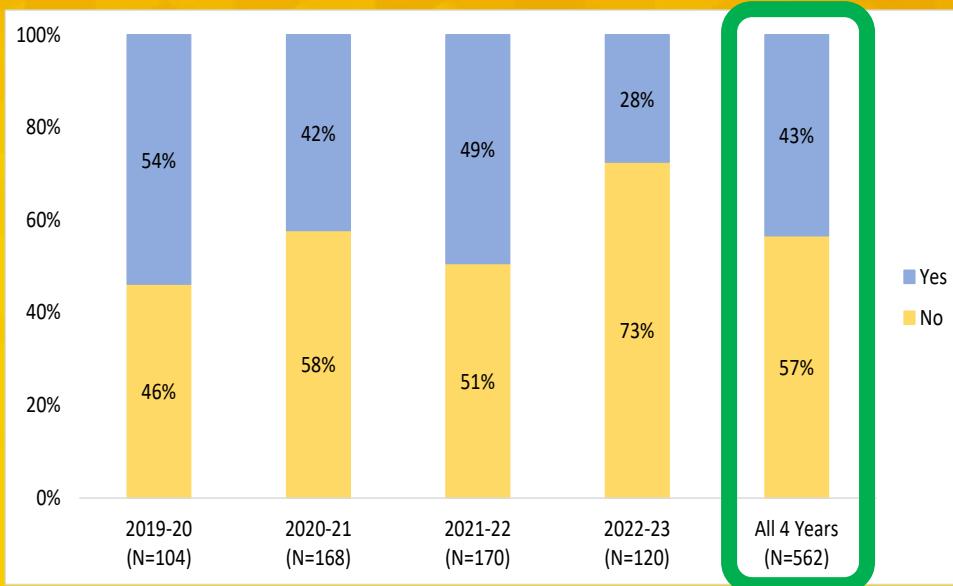
# First-time EWRT 1A Corequisite Students

- **Q: Are they still enrolled in their other classes?**
- N=340 (60%) retained in transfer-level courses: MATH 10, PSYC 1, MATH 31, COUN 5, BUS 10, HUMI 1, ECON 1, MATH 1A, COMM 1 and MATH 114



# First-time EWRT 1A Corequisite Students

- **Q: Do they attempt transfer-level English again?**
- N=244 (43%) attempt again
- Likely to attempt one quarter later



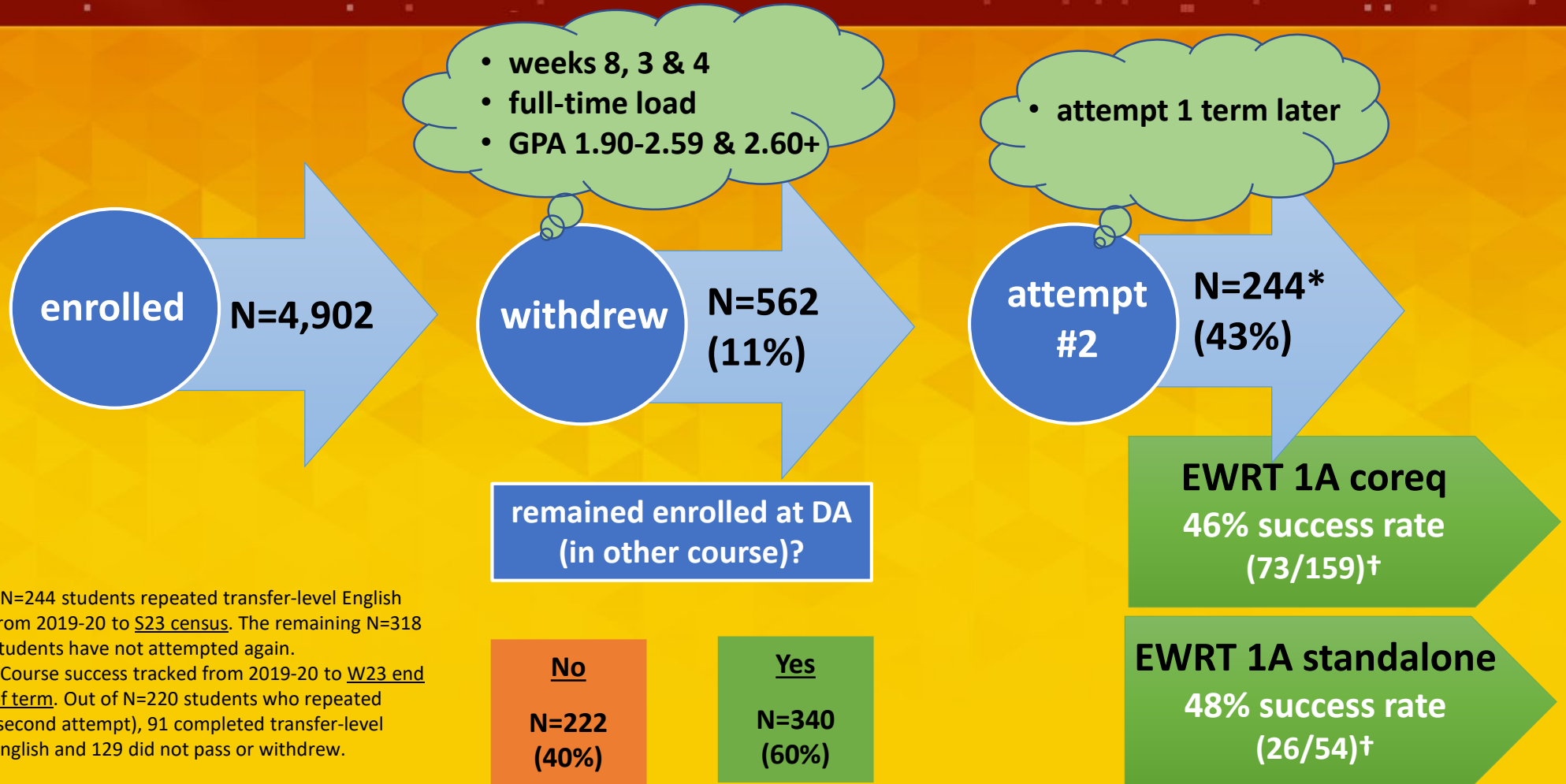


# First-time EWRT 1A Corequisite Students

- **Q: Which course do they attempt the second time and how do they fare?**
- Success rate = 46% (corequisite) vs. 48% (standalone)

		EWRT 1A Corequisite	EWRT 1A Standalone	EWRT 1AS	EWRT 30	EWRT 41
2019-20	Success Rate	51%	57%	0%	-	-
	Success Count	21	8	0	0	0
	Total Enrl Count	41	14	1	0	0
2020-21	Success Rate	40%	26%	50%	-	-
	Success Count	19	5	1	0	0
	Total Enrl Count	48	19	2	0	0
2021-22	Success Rate	50%	47%	0%	100%	0%
	Success Count	29	7	0	1	0
	Total Enrl Count	58	15	2	1	1
2022-23	Success Rate	33%	100%	-	-	-
	Success Count	4	6	0	0	0
	Total Enrl Count	12	6	0	0	0
All 4 Years	Success Rate	46%	48%	20%	100%	0%
	Success Count	73	26	1	1	0
	Total Enrl Count	159	54	5	1	1

# First-time EWRT 1A Corequisite Students

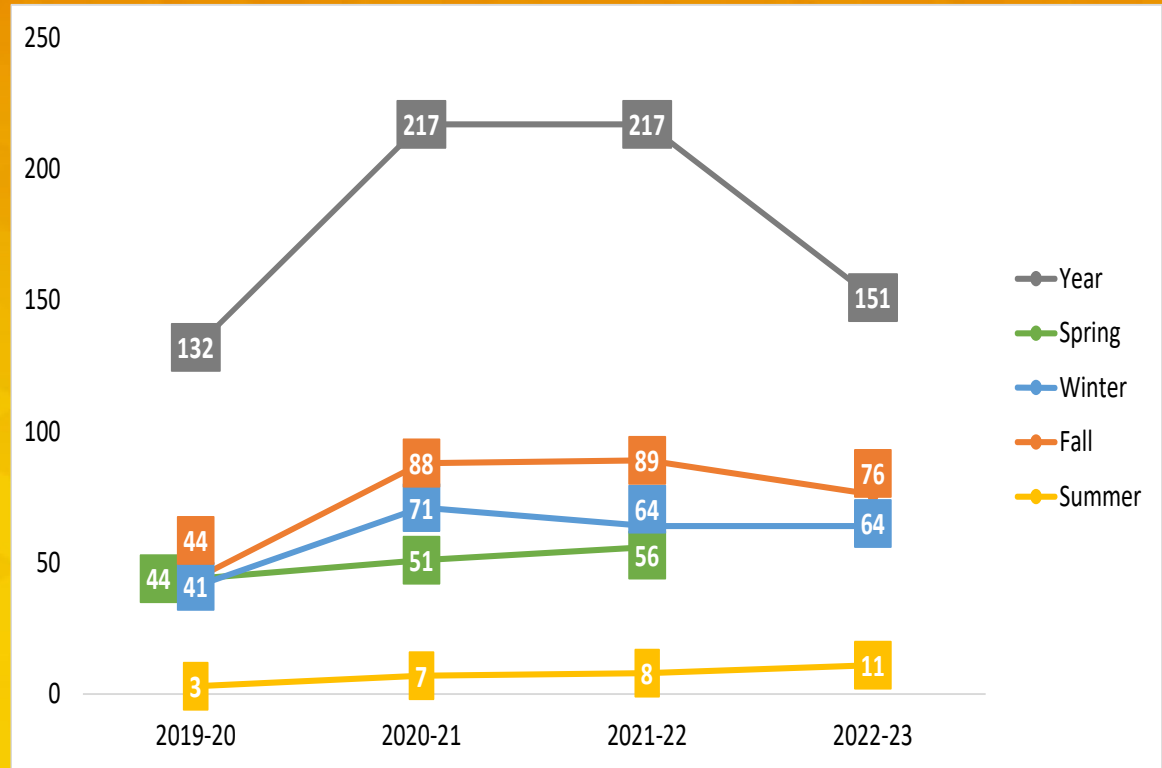


\*N=244 students repeated transfer-level English from 2019-20 to S23 census. The remaining N=318 students have not attempted again.

†Course success tracked from 2019-20 to W23 end of term. Out of N=220 students who repeated (second attempt), 91 completed transfer-level English and 129 did not pass or withdrew.

# All Students - EWRT 1A Corequisite

- **N=5,566 enrollments**  
**N=717 withdrew (13%)**
- **Q: Are withdrawals increasing in EWRT 1A corequisite?**
- Withdrawal counts increased in AY20 to AY21, but was the same in AY21 and AY22.
- In AY23, the withdrawal counts is tentatively less than the prior year, even when spring 2023 quarter is taken into account  
S23 withdrew = 25\*  
AY23 = 176



Note: 2022-23 data in the chart includes summer, fall and winter quarters.

\*S23 withdrawal counts as of May 17, 2023.

# All Students - Comparing EWRT 1A Corequisite vs. Standalone

## Average withdrawal counts

(instructors who teach corequisite & standalone)

EWRT 1A Corequisite	EWRT 1A Standalone	Total
3.6	3.4	3.5

When comparing the average withdrawal counts in EWRT 1A

**corequisite**

**vs.**

**standalone**

there was not much of a difference: **corequisite (3.6) and standalone (3.4)**



# All Students - Comparing EWRT 1A Corequisite vs. Standalone

## Average withdrawal counts

When comparing the average withdrawal counts by instructor EWRT 1A

corequisite vs.

standalone vs.

total

variations were observed.

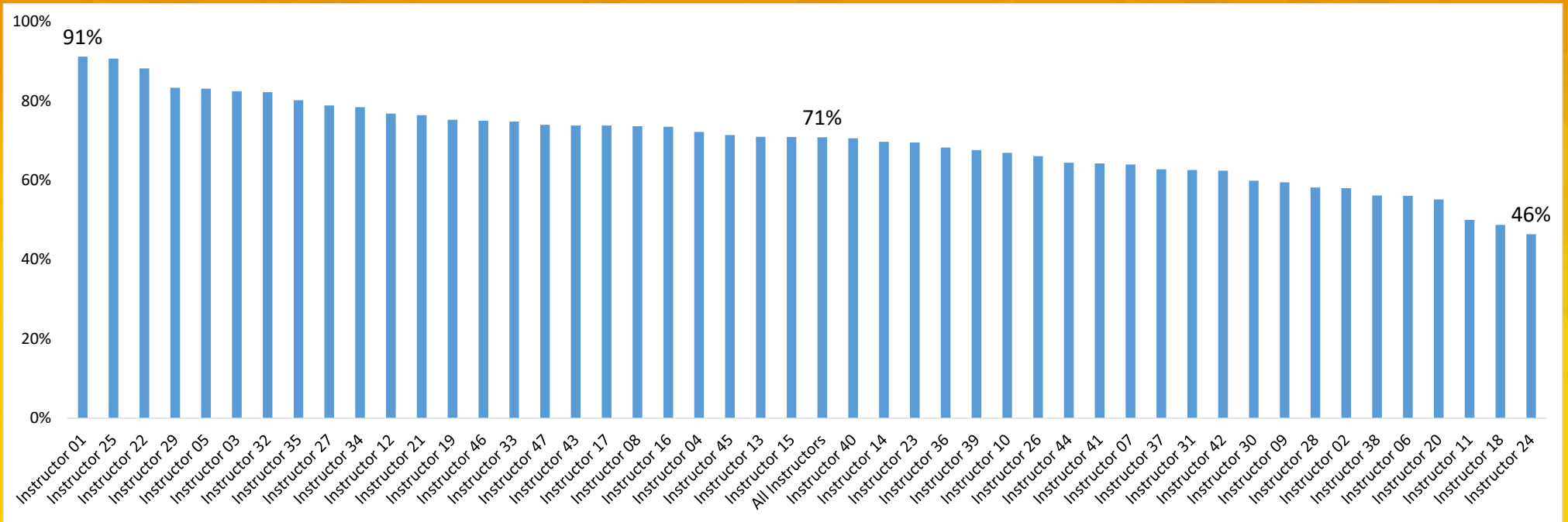
N=26 instructors' total withdrawal counts were above average

	EWRT 1A Corequisite	EWRT 1A Standalone	Total
Instructor 11	6.0	10.0	8.0
Instructor 30	5.0	9.0	6.6
Instructor 06	6.5	6.2	6.3
Instructor 37	4.5	6.5	6.2
Instructor 18	6.3	5.6	6.1
Instructor 41	6.5	4.0	5.3
Instructor 15	2.0	5.6	5.2
Instructor 17	5.0	5.0	5.0
Instructor 31	2.0	5.2	4.7
Instructor 36	4.5	4.4	4.5
Instructor 10	4.5	4.4	4.4
Instructor 02	4.6	4.0	4.3
Instructor 44	3.8	5.0	4.2
Instructor 16	4.3	3.7	4.0
Instructor 09	5.0	3.4	3.9
Instructor 20	2.5	4.4	3.8
Instructor 12	5.2	3.2	3.8
Instructor 47	4.8	0.8	3.7
Instructor 07	4.2	3.3	3.7
Instructor 23	4.3	3.3	3.7
Instructor 38	3.7	0.0	3.7
Instructor 26	3.2	4.3	3.6
Instructor 08	1.0	3.8	3.6
Instructor 24	3.3	6.0	3.6
Instructor 25	3.5	0.0	3.5
Instructor 42	3.3	3.6	3.5
<b>All Instructors</b>	<b>3.6</b>	<b>3.4</b>	<b>3.5</b>
Instructor 29	2.8	4.3	3.3
Instructor 46	2.6	3.8	3.3
Instructor 39	2.8	3.3	3.1
Instructor 27	2.0	3.3	3.0
Instructor 05	2.7	3.0	2.8
Instructor 13	2.8	3.0	2.8
Instructor 19	2.9	2.6	2.8
Instructor 03	1.8	3.1	2.6
Instructor 14	2.5	2.6	2.5
Instructor 04	7.0	1.6	2.5
Instructor 33	2.5	2.5	2.5
Instructor 01	3.8	1.6	2.3
Instructor 34	2.0	2.2	2.2
Instructor 22	2.0	2.0	2.0
Instructor 28	2.0	1.0	1.8
Instructor 43	1.7	1.8	1.8
Instructor 45	2.0	1.0	1.6
Instructor 35	1.5	1.5	1.5
Instructor 32	2.0	1.3	1.4
Instructor 21	4.0	0.0	1.3
Instructor 40	1.3	0.7	1.0

# All Students - EWRT 1A

## Corequisite/Standalone (combined)

And variation in course success rates given by all 47 instructors.



# Reflection Questions

- Students are likely to withdraw during weeks 8, 3 and 4...
  - Is this new news?
  - What interventions could be done to help retain students?
- Students who withdrew and attempt the course again are likely to try again 1 term later...
  - Is this new news?
  - What outreach can be done to remind students to consider De Anza/your class again?
  - Are partnerships needed with student support service areas to readily connect students with (warm) referrals?
- The range in course success amongst instructors who teach EWRT 1A corequisite and standalone...
  - Is this range okay with you?
  - Is this range okay with your department/colleagues?